



sargent &
greenleaf™



S&G 2890C

Secure Entry. Safe Exit.

Built to Federal Specification FF-L-2890C

S&G 2890C

Built to Federal Specification FF-L-2890C, the Sargent and Greenleaf (S&G) 2890C is designed to meet both security and life safety demands of highly sensitive SCIF environments. Compatible with both GSA-approved combination locks, the S&G 2890C provides the highest level of security to SCIFs used by U.S. agencies, Department of Defense, defense contractor sites, and military bases.

Uncompromised security. Improved safety.

Features



Flexible Design

Multiple strike options available
Non-handed to accommodate a variety of applications

Modular Construction

All ten configurations are based on the same modular platform to provide a faster, standardized installation in facilities with multiple openings.

Highest Fire Rating

3-hour UL fire rating – the highest in the market for this segment

Smooth Operation

Heavy-duty, surface mounted strike with integral roller for secure, smooth operation

Pinch-Proof Strikes

Multiple strike options available for in-swing, out-swing and double-door applications

Lasting Durability

Lever tested to 1M cycles and panic bar to 500K cycles for reliability and longevity

Warranty

Industry-leading 5-year product warranty
(when used with the S&G 2740B)

Certifications:

- NFPA 101 Life Safety
- UL 305
- BHMA Grade 1
- UL Fire 10B and 10C

Alarm Integration Kit (Optional)

The optional Alarm Integration Kit allows you to monitor the complete status of your S&G 2890C lock by integrating into your existing monitoring system. With this integration, you may monitor any combination of six different lock positions including main bolt position, combination dial rotation, and cover tamper.

2890C Type Solutions

Equipped with an interior panic bar or integrated lever, the S&G 2890C is available in ten lock types and provides single motion egress at all times from within the SCIF.

One Design. Ten Lock Type Solutions.



Type I Exit Lever

- Lever handle
- Keypad access control
- Key operated anti-spinoff
- Compatible with S&G 2740B or X-10



Type VI Life Safety Deadbolt with Exit Lever & Keyless Thumbturn

- Lever handle
- Keyless Thumbturn
- Compatible with S&G 2740B or X-10



Type II Exit Lever + Electronic Access Control

- Lever Handle
- Network Connected
- Key operated anti-spinoff
- Compatible with S&G 2740B or X-10



Type VII Life Safety Deadbolt with Exit Lever

- Lever handle
- Network connected
- One-sided deadbolt
- Without combination lock



Type III Exit Panic Bar

- Panic Bar
- Keypad Access Control
- Key operated anti-spinoff
- Compatible with S&G 2740B or X-10



Type VIII Secondary Entrance Panic Bar + Electronic Access Control

- Panic bar
- Network connected
- One-sided deadbolt
- Without combination lock



Type IV Exit Device + Electronic Access Control

- Panic Bar
- Network Connected
- Key operated anti-spinoff
- Compatible with S&G 2740B or X-10



Type IX Exit Only Lever

- Lever handle
- Exit only
- Without combination lock



Type V Life Safety Deadbolt with Exit Lever

- Lever handle
- Key operated anti-spinoff
- Compatible with S&G 2740B or X-10

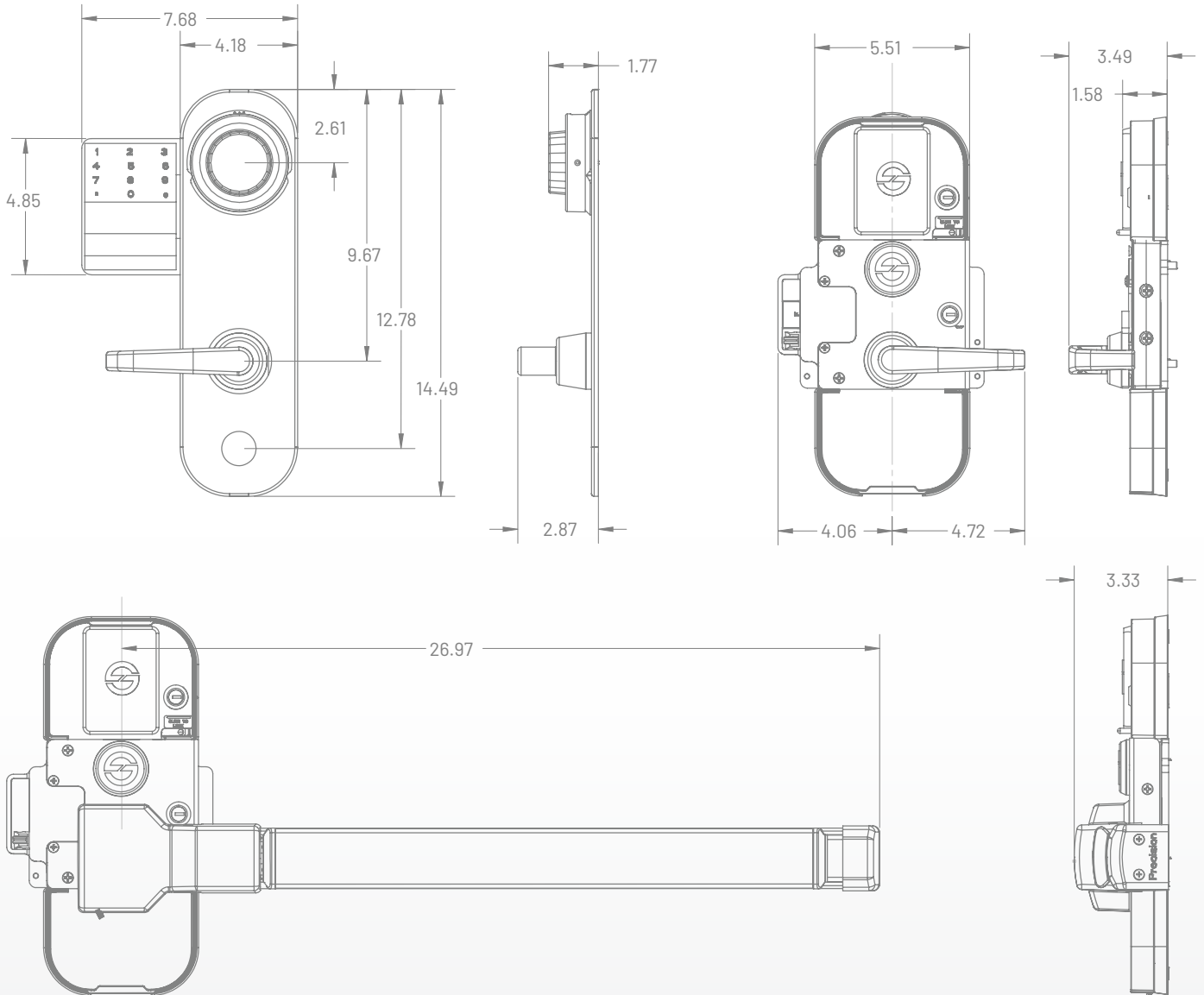


Type X Exit Only Panic Bar

- Panic Bar
- Exit only
- Without combination lock

S&G 2890C Specifications

The S&G 2890C, built to Federal Specification FF-L-2890C, is an integrated door lock designed to meet both security and life safety demands of highly sensitive SCIF environments.



Case & Latch Bolt Strength Testing

1200 lbs In Two Directions (Inswing / Outswing)
350 lb Latch bolt end Pressure

Meets ADA/Life Safety/UL Specification

UL 305 Panic Hardware
Compliant to ADA 2010 where applicable
ANSI/BHMA A156.2 - Grade 1
ANSI/BHMA A156.3 - Grade 1
ANSI/BHMA A156.36 - Grade 1
Intuitive single motion egress on all models at all times

Access Control

Unit allows Badge-in / Badge-out (with alarm module allows audit of daily use)
Key bypass may be used with all access control models
Supply Voltage 12 - 24
12V - Inrush 500Ma - Holding Current 250Ma
24V - Inrush 300Ma - Holding Current 170Ma

Lock Bolt Throw

5/8"

Materials

Bolt - Stainless steel
Housings - Aluminium, Zinc, and Stainless Steel
Mechanism parts - stainless steel
Strike Stainless Steel with Roller Bearing

Door Thickness

Standard 1-3/8" - 2"
Max Door Thickness with Thick Door Kit 3.5"

Door Types

Single / Double
Inswing / Outswing

Handing

Right - Left interchangeable

Environmental

Operating Range -10F to 158F
10 - 98% RH

Weight

With Lever Handle ~ 29lbs
With Panic Bar ~ 38lbs

Lock Compatibility

S&G 2740B (FF-L-2890B compliant)
Kaba X-10 (FF-L-2890B compliant)
S&G Titan Direct Drive (Model 2007)
S&G Audit Lock 2.0 (Model 3007)
S&G Model 6125
S&G A-Series (Model 6129)
S&G Model 8560-108

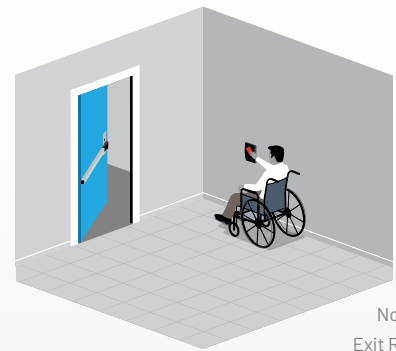


2890C Automatic Bolt Retraction

Handicap access for high-security applications



No-Touch
Access Request
via RFID Access Control



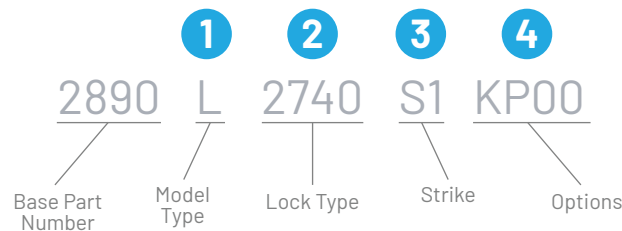
No-Touch
Exit Request
via RFID Access Control

The S&G 2890C Automatic Bolt Retraction (ABR) solution combines life safety with handicapped-accessible secure entry when paired with an automatic door operator. The modular design connects with any approved RFID credential reader, making the exit device easy to integrate with existing security components. ABR engages when credentials are approved and RFID signal registers with the exit device – allowing hands-free handicapped access.



- Touchless Access Control when the device is connected to short-or long-range badge readers or other RFID-compatible components.
- No-touch, long-distance, automatic opening when credentials are confirmed at an RFID reader
- Interior panic bar for life safety single-motion egress.
- Five-year limited warranty.

How to Order S&G 2890C



<p>Base Part Number: 2890</p> <p>GSA FF-L-2890C approved Pedestrian Door Lock</p>	<p>1 Select Model Type</p> <p>L = Lever Handle P = Panic Bar</p>	<p>2 Select Lock Type</p> <p>2740 = S&G 2740B X10 = KabaX-10 OSDB = Deadbolt 0000 = None</p>	<p>3 Select Strike</p> <p>S1 = No. 1 Strike S2 = No. 2 Strike S3 = No. 3 Strike S9 = No. 9 Strike</p>	<p>4 Optional Add-Ons</p> <p>AM = Alarm Module KP = Standalone Access Control EXIT = Exit Only</p>
--	---	---	--	---

Standard kits include: Integrated Access Control Key Lock

www.SargentAndGreenleaf.com

